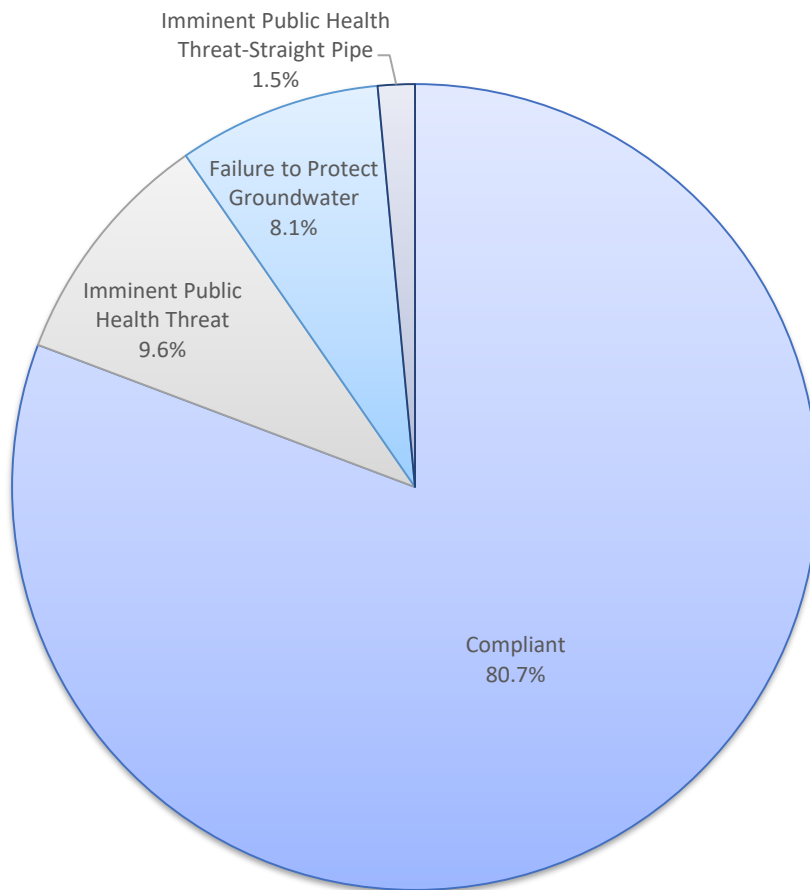


Blue Earth County – Septic System Compliance Inspection Summary
2010 to 2018



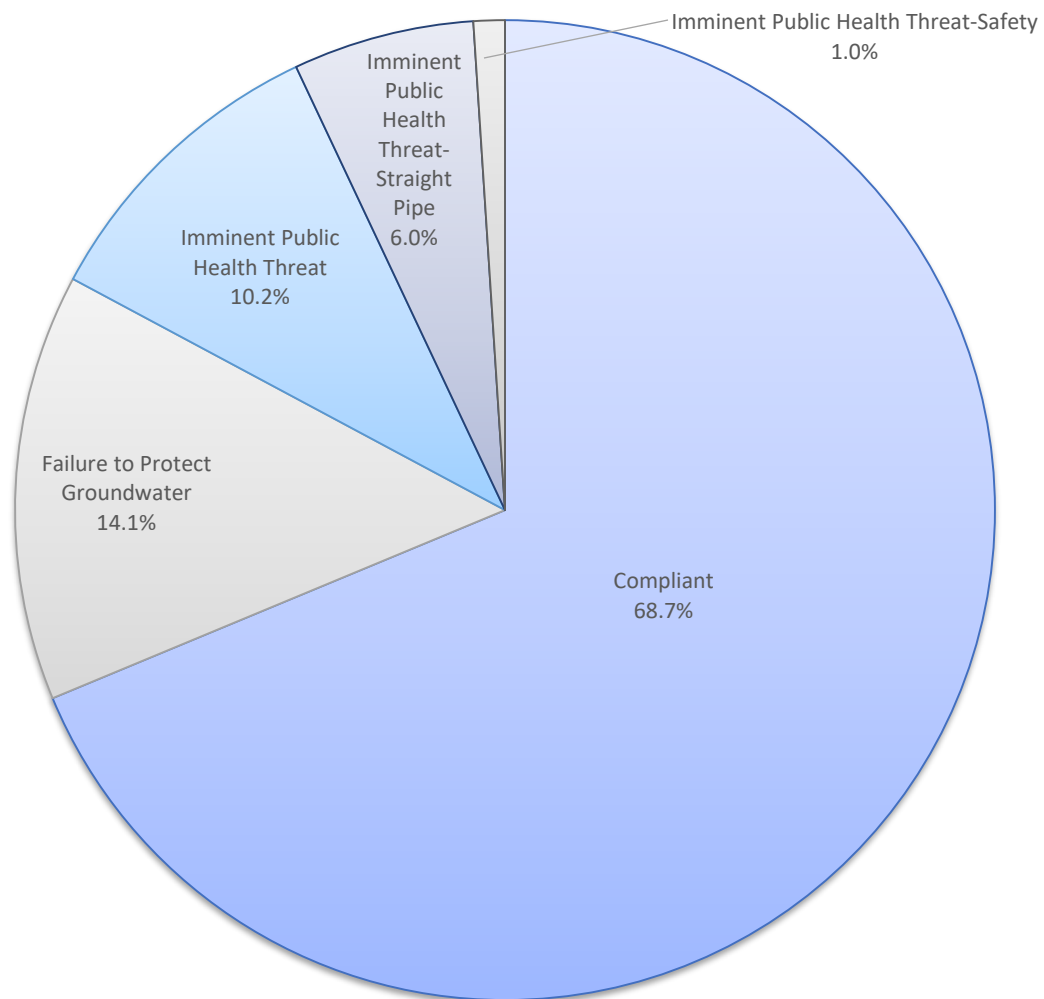
Result of Septic Compliance Inspections in 2018

Result of Inspection	Number of Inspections	Percent
Compliant	109	80.7%
Imminent Public Health Threat	13	9.6%
Failure to Protect Groundwater	11	8.1%
Imminent Public Health Threat- Straight Pipe	2	1.5%
Total	135	100.0%



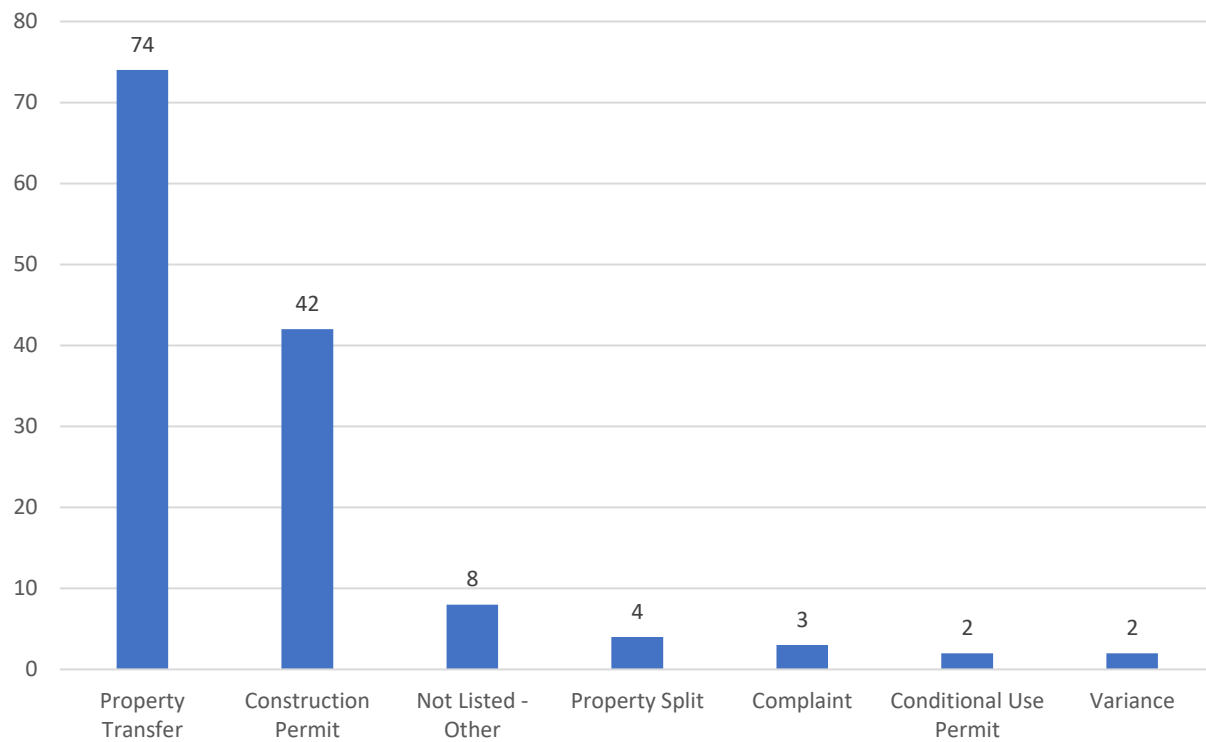
Result of Septic Compliance Inspections from 2010 to 2018

Result of Inspection	Number of Inspections	Percent
Compliant	1,000	68.7%
Failure to Protect Groundwater	205	14.1%
Imminent Public Health Threat	148	10.2%
Imminent Public Health Threat-Straight Pipe	87	6.0%
Imminent Public Health Threat-Safety	15	1.0%
Total	1,455	100.0%



Reason for Septic Compliance Inspections in 2018

Reason for Compliance Inspection	Number of Inspections	Percent
Property Transfer	74	54.8%
Construction Permit	42	31.1%
Not Listed - Other	8	5.9%
Property Split	4	3.0%
Complaint	3	2.2%
Conditional Use Permit	2	1.5%
Variance	2	1.5%
Total	135	100.0%



Reason for Septic Compliance Inspections from 2010 to 2018

Reason for Compliance Inspection	Number of Inspections	Percent
Property Transfer	822	56.5%
Construction Permit	467	32.1%
Complaint	52	3.6%
Other/Not Listed	41	2.8%
CUP	25	1.7%
Variance	20	1.4%
Property Split	15	1.0%
Shoreland Alteration Permit	5	0.3%
Subdivision	4	0.3%
Change in Use	2	0.1%
Rezoning	2	0.1%
Total	1,455	100.0%

