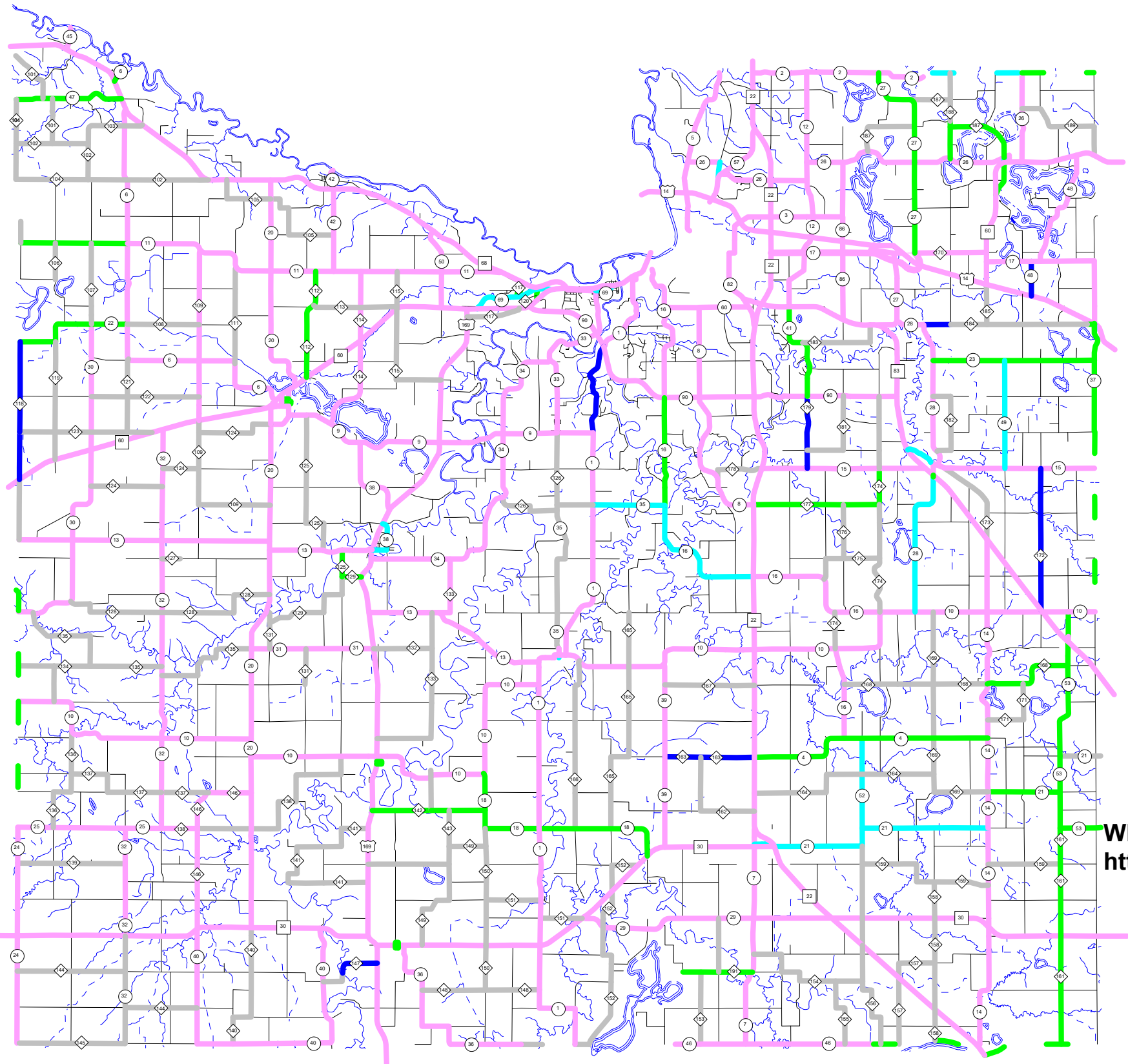









BLUE EARTH COUNTY SPRING WEIGHT POSTINGS

March 14, 2022

4 Week Minimum

8 Week Maximum



-  10 TON
-  9 TON
-  7 TON
-  5 TON
-  5 TON COUNTY GRAVEL
-  5 TON TOWNSHIP ROAD
-  BORDER ROAD
- COLOR INDICATES POSTING**



Map is available in PDF format at
<http://www.blueearthcountymn.gov>

WEBSITE FOR FURTHER INFORMATION:
<https://www.dot.state.mn.us/materials/pvmt/design/sll/index.html>