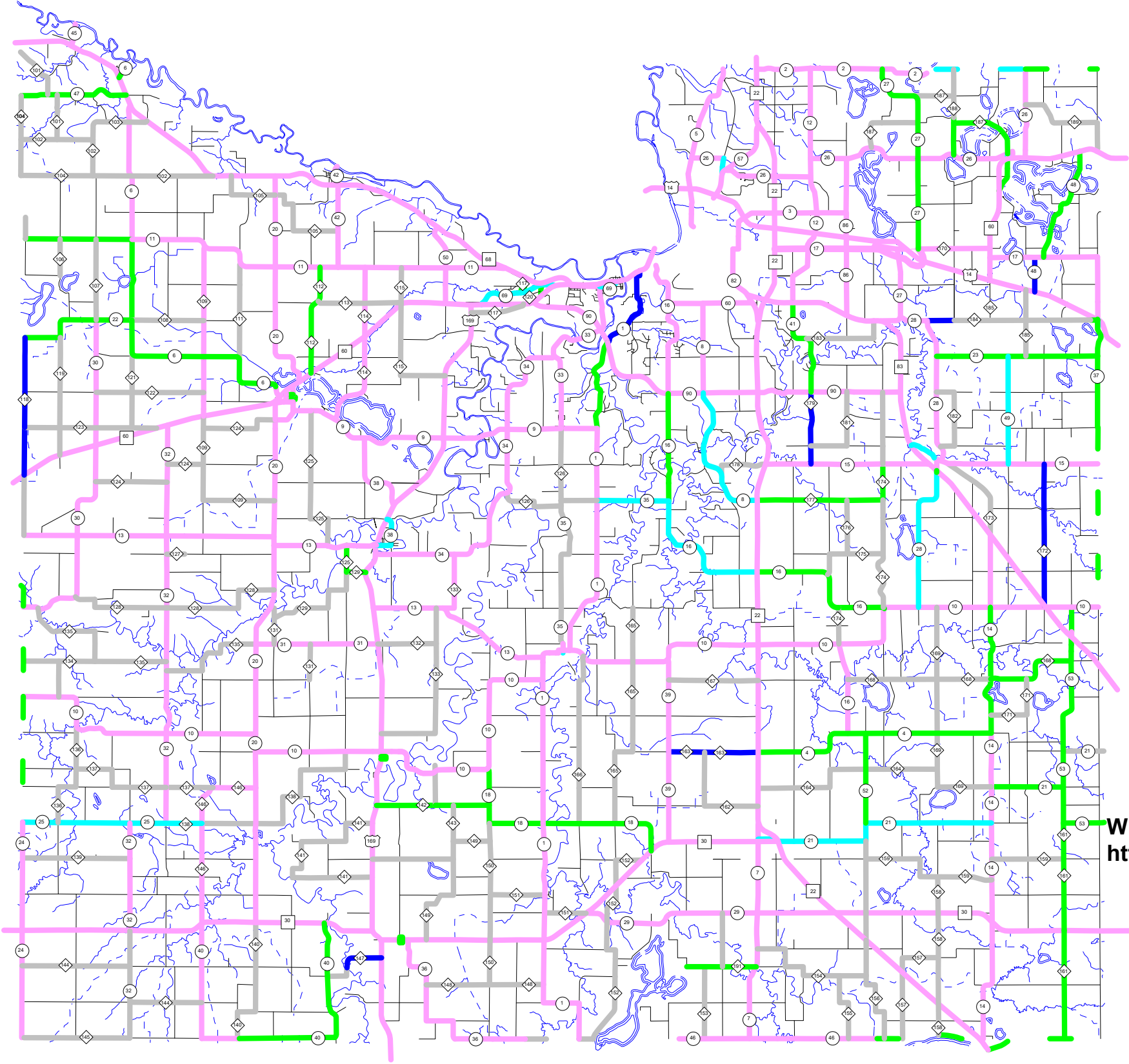









BLUE EARTH COUNTY SPRING WEIGHT POSTINGS

March 15, 2019

4 Week Minimum

8 Week Maximum



-  10 TON
 -  9 TON
 -  7 TON
 -  5 TON
 -  5 TON COUNTY GRAVEL
 -  5 TON TOWNSHIP ROAD
 -  BORDER ROAD
- COLOR INDICATES POSTING**



Map is available in PDF format at
<http://www.blueearthcountymn.gov>

WEBSITE FOR FURTHER INFORMATION:
http://www.mrr.dot.state.mn.us/research/seasonal_load_limits/