








# BLUE EARTH COUNTY SPRING WEIGHT POSTINGS

February 17, 2017  
4 Week Minimum  
8 Week Maximum



-  10 TON
  -  9 TON
  -  7 TON
  -  5 TON
  -  5 TON COUNTY GRAVEL
  -  5 TON TOWNSHIP ROAD
  -  BORDER ROAD
- COLOR INDICATES POSTING**

Map is available in PDF format at  
<http://www.blueearthcountymn.gov>

**WEBSITE FOR FURTHER INFORMATION:**  
[http://www.mrr.dot.state.mn.us/research/seasonal\\_load\\_limits/](http://www.mrr.dot.state.mn.us/research/seasonal_load_limits/)

